



# CSD MBS Grades 3-5 SCHOOL REPORT

November 7th, 2017  
Julie Benay, Principal

# MBS Enrollment

Grade Level	Students	Classrooms	Avg. class size
Grade 3	163 students	8 classrooms	20
Grade 4	170 students	7 classrooms	24
Grade 5	169 students	7 classrooms	24
Total	502 students	22 classrooms	23

Average daily attendance: 96.4%  
for the past three years



# MBS Demographics

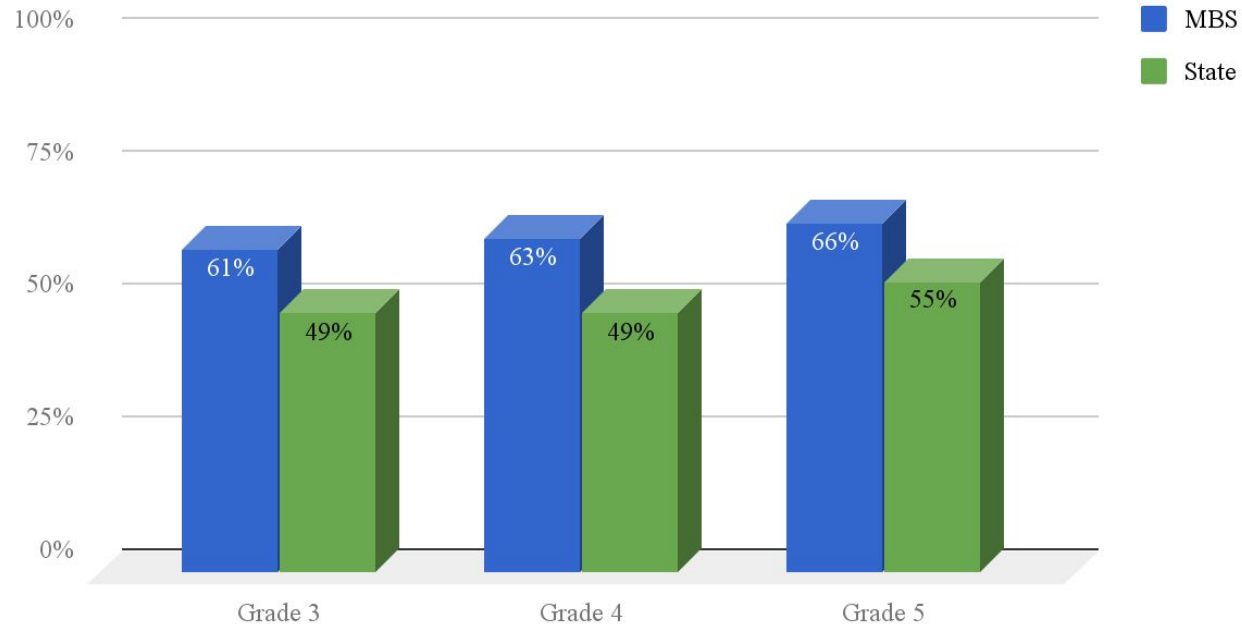
Demographic	Number of students in each demographic	Percentage of total student population
Students receiving Special Education instruction/504 accommodations	88	17%
Students qualifying for subsidized meals	183	36%
English Language Learners	27	5%



# MBS SBAC Scores: English Language Arts

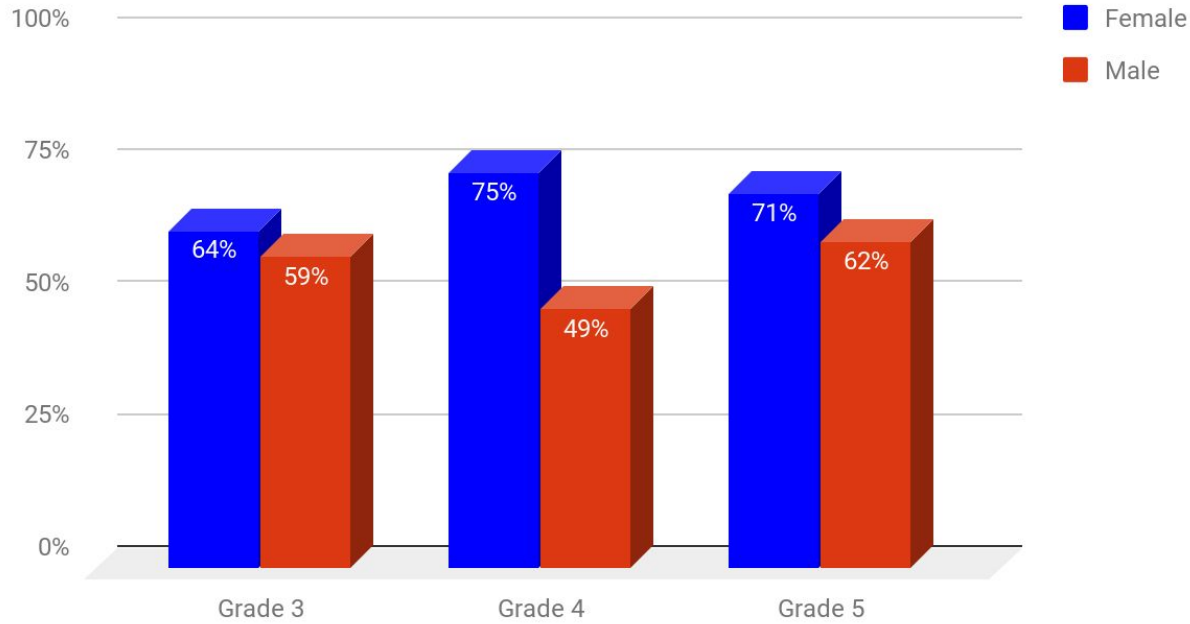


## ELA: MBS and State



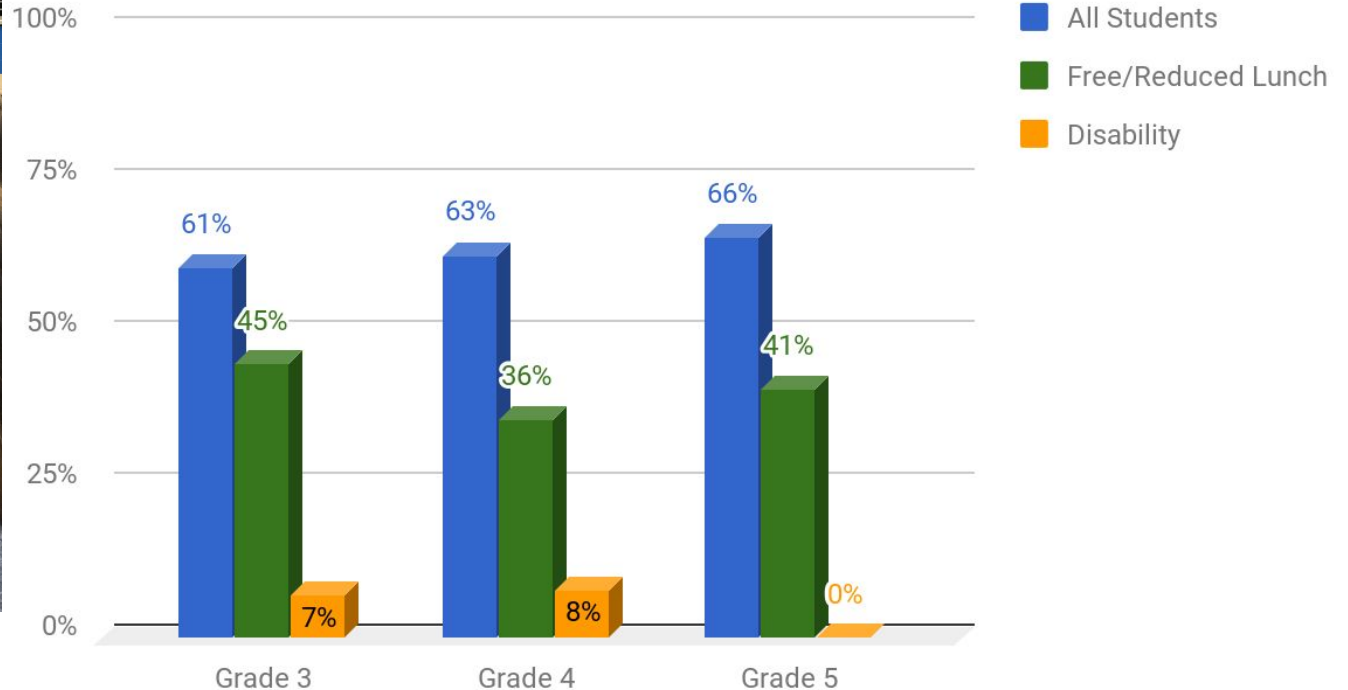
# MBS SBAC Scores: English Language Arts

MBS SBAC ELA: Gender



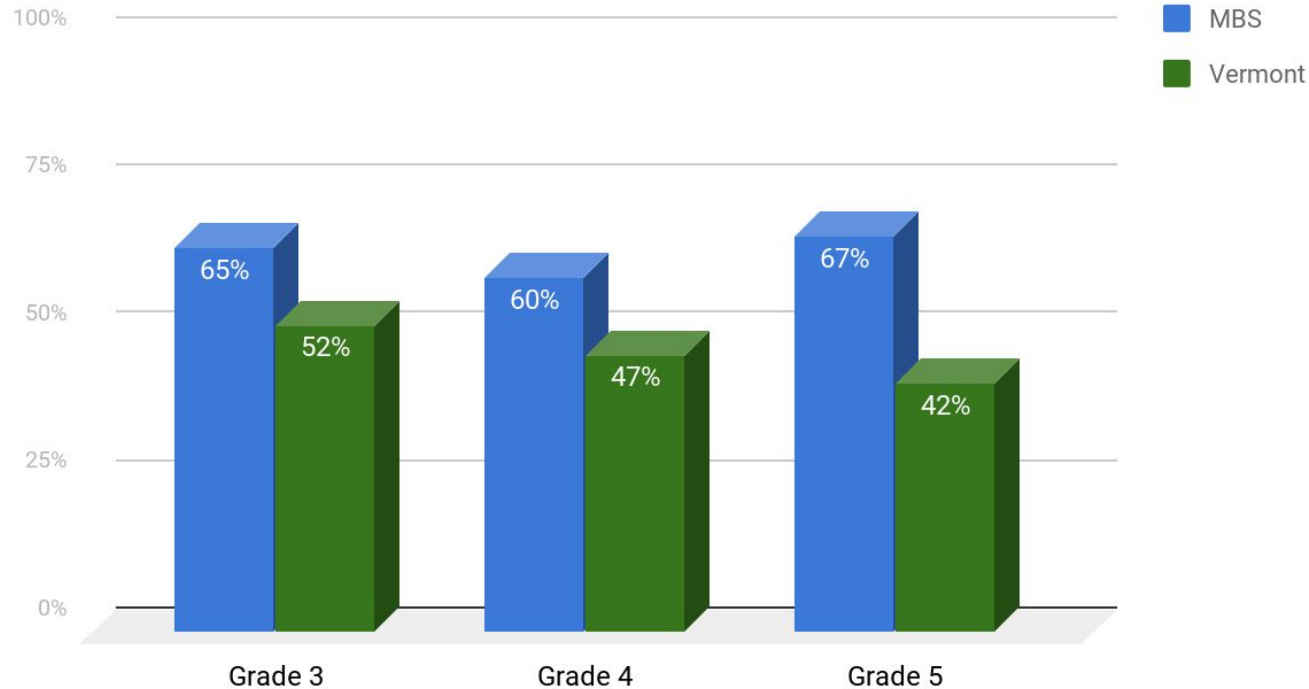
# MBS SBAC Scores: English Language Arts

## MBS SBAC ELA: Demographic Comparison



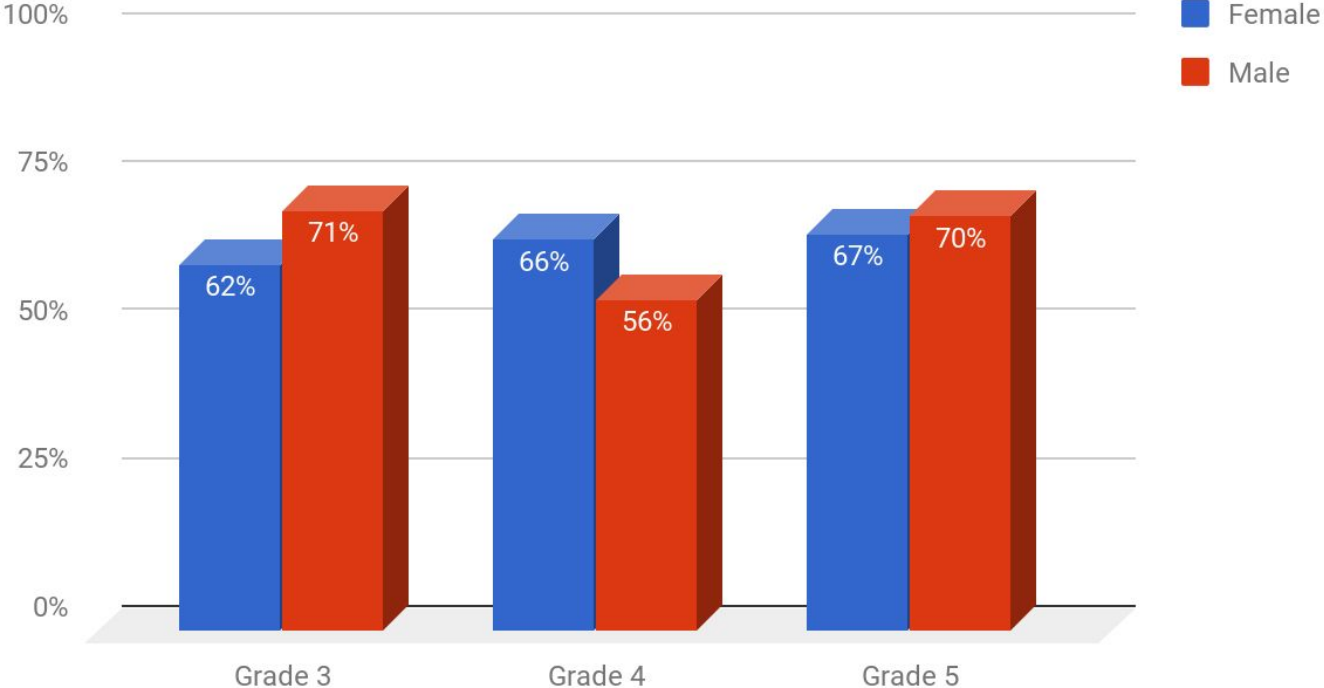

# MBS SBAC Scores: Math

MBS Math SBAC: MBS and State



# MBS SBAC Scores: Math

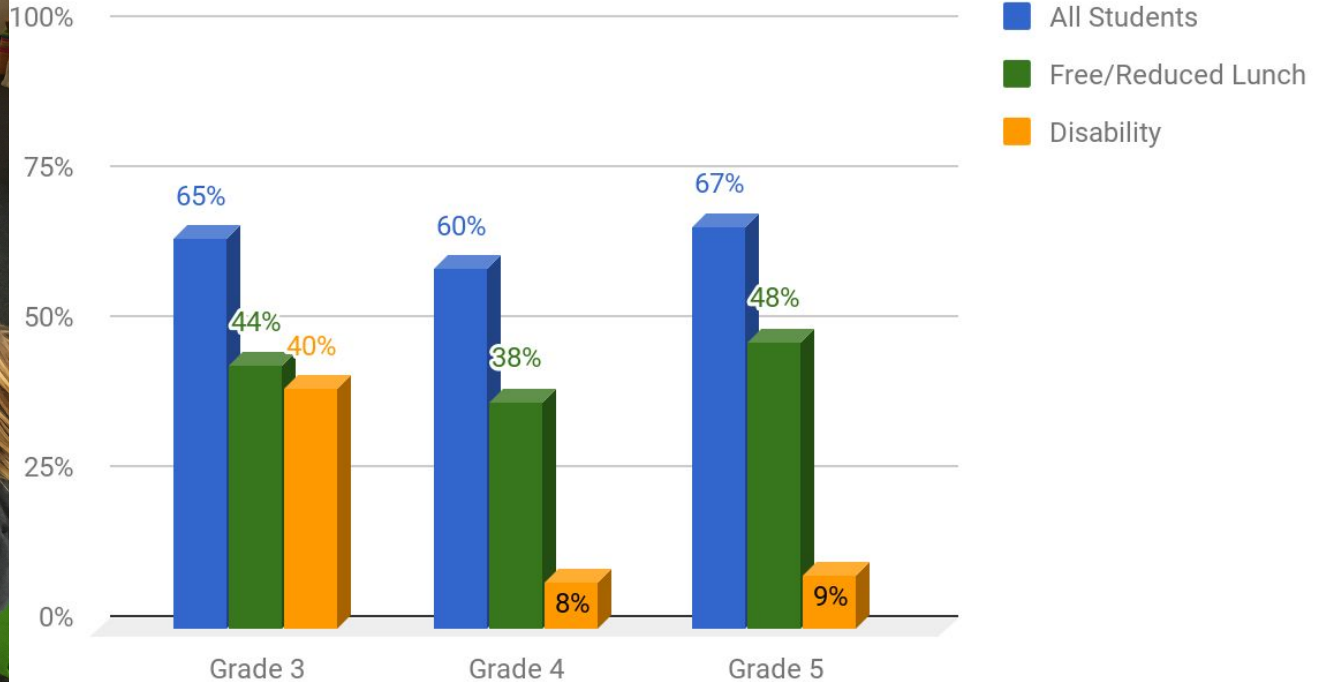
## MBS Math SBAC: Gender






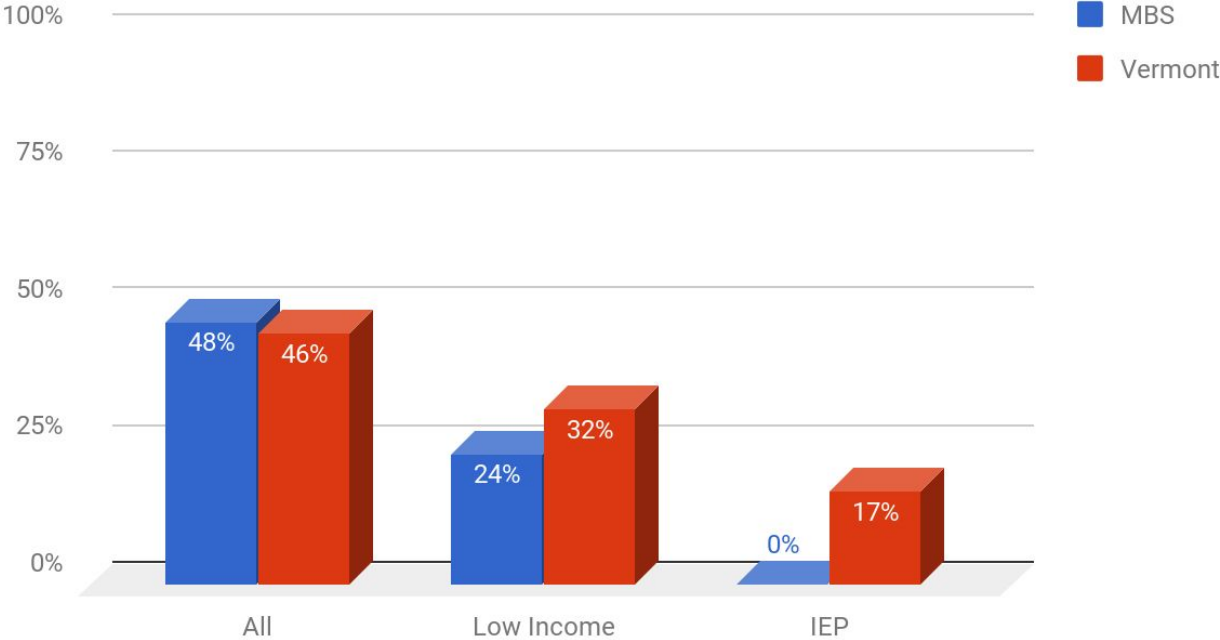
# MBS SBAC Scores: Math

## MBS SBAC Math: Demographic Comparison



# MBS NECAP Science Results 2017

MBS 2017 NECAP Science



# PBiS

PBiS Components at MBS	June, 2016 "In place"	April, 2017 "In place"
A small number of positively and clearly stated student expectations or rules are defined.	57%	94%
Expected student behaviors are taught directly.	25%	79%
Expected student behaviors are rewarded regularly.	11%	69%
Data on problem behavior patterns are collected and summarized within an on-going system.	42%	79%



**SAFE  
RESPECTFUL  
RESPONSIBLE**

Welcome Baaaack!



# MBS Student Behavior 2016-2017

Behavior	Frequency	Proportion (% of total)
Minor physical contact/ physical aggression	188	16.5%
Defiance	176	15.5%
Disruption	174	15%
Inappropriate language	103	9%



# PBiS Data: Targeting Problem Areas



**Playground referrals September of 2016: 38**

Playground upgrades, Summer 2017:

- Improved equipment cart and system for refreshing equipment
- Added “4 Square” courts
- Clarified boundaries
- Seeded soccer field
- Addressed drainage issues
- Ordered more swings and new equipment

**Playground referrals: September 2017: 14**

# MBS Committee Structure

**PBiS Committee:** Steering committee for PBiS implementation. Focus on promoting positive student behavior by explicitly defining, teaching, and reinforcing expected behaviors.

**Instructional Teams:** Six grade level “communities” and one UA “community” collaborating to examine instruction and assessment practices.

**Leadership Team:** Comprised of members from each community, monitors implementation of Action Plan and professional development.

# Action Plan Highlights

- Year 2 implementation of PBiS at the Universal Level
- Ongoing focus on rigor: PD to strengthen formative assessment in the classroom and in support services
- Focus on Five: Approximately 5 students per classroom to close the achievement gap between “all” and low income
- Understanding the structure of Next Gen Science Standards
- Building wide iSTEAM (innovation, science, technology, engineering, and math) initiative, led by MBS teachers